

SEQUENCE OF OPERATION:

LIGHT FIXTURES:

- Luminaires are dimmable;
- Luminaires can be static white, warm dim, tunable white, RGBW;
- All fixtures are independently controlled or can be grouped together;
- Max. and Min. Trim can be set via App;

OCCUPANCY CONTROL:

- Fixtures automatically go to set brightness when space is occupied;
- Fixtures automatically turn off or low level when space is vacant;
- Occupancy or Vacancy mode;
- Brightness level for Occupied and Vacant state, delays and transitions can be set via App;

DAYLIGHT CONTROL:

- Smooth and continuous dimming;
- Separate daylight zones (can be as many as number of fixtures)
- Delays, transitions and light harvesting sensitivity can be set via App;

MANUAL CONTROL:

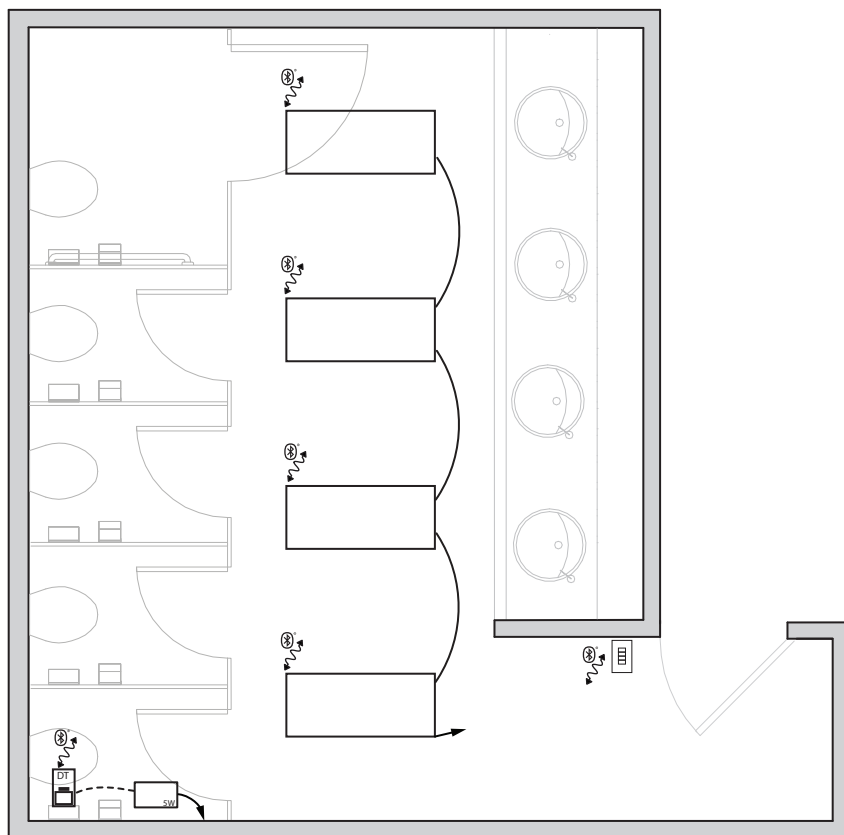
- ON/OFF, dim up and down, select scene (up to 16 scenes per fixture)

TIME SCHEDULE:








- Time, recurring day of the week schedules, yearly special day schedules can be set via App;

ADDITIONAL OPTIONS:

- Shade control;
- GPS Time-keeper for clock accuracy;
- Gateway for clock accuracy, remote assistance, energy and space utilization analytics, BMS integration, voice activated commands
- Emergency Lighting Control



LEGEND

	LINE VOLTAGE
	LOW VOLTAGE
	TO MAIN POWER
	BLUETOOTH MESH LUMINAIRE
	DUAL TECH WALL SENSOR
	BLUETOOTH MESH
	5W TRANSFORMER

BILL OF MATERIAL

QTY	PRODUCT#	DESCRIPTION
1	S-OC-024-D00W	DUAL TECH WALL SENSOR
1	K-Q4-UDL-00WH	KEYPAD - Q SERIES - 4 BUTTONS WHITE
1	A-T05-12-17-DJ00	5W TRANSFORMER
BY OTHERS:		
4	LUMINAIRE	BLUETOOTH MESH LUMINAIRE