

## SEQUENCE OF OPERATION:

## LIGHT FIXTURES:

- All fixtures are dimmable;
- Luminaires can be static white, warm dim, tunable white, RGBW;
- All fixtures are independently controlled or can be grouped together;
- Max. and Min. Trim can be set via App;

## OCCUPANCY CONTROL:

- Fixtures automatically go to set brightness when space is occupied;
- Plug Load automatically turns on;
- Fixtures and Plug Load automatically turn off when space is vacant;
- Brightness level for Occupied and Vacant state, delays and transitions can be set via App;

## DAYLIGHT CONTROL:

- Not required for lighting load <120W

## PLUG LOAD CONTROL:

- Receptacle automatically turns ON/OFF with motion sensor and/or schedule

## MANUAL CONTROL:

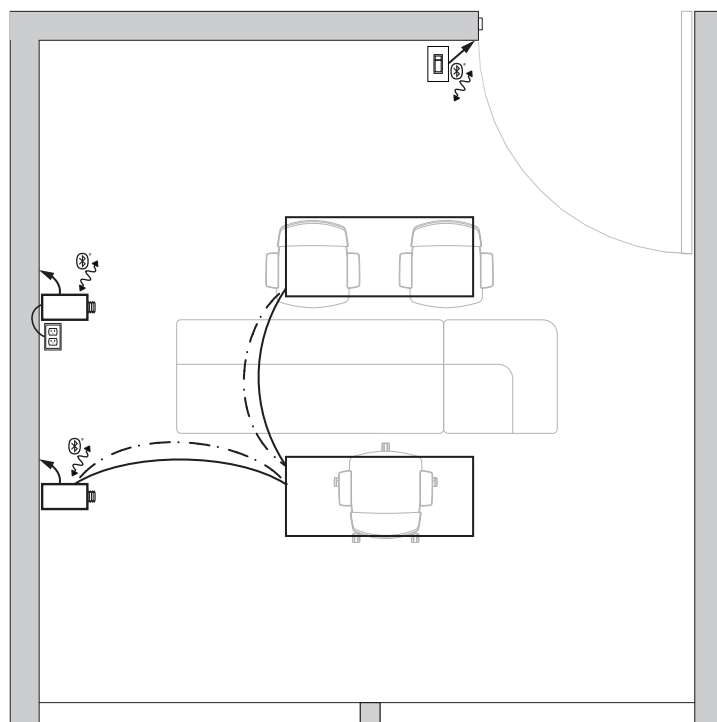
- ON/OFF, dim up and down, select scene (up to 16 scenes per fixture);

## INCLUDED FUNCTIONALITIES










- Timeclock and scheduling functions are included (but not required by the standard);

## ADDITIONAL OPTIONS:

- Shade control;
- GPS Time-keeper for clock accuracy;
- Gateway for clock accuracy, remote assistance, energy and space utilization analytics, BMS integration, voice activated commands
- Emergency Lighting Control



## LEGEND

	LINE VOLTAGE
	0-10 V
	TO MAIN POWER
	LUMINAIRE
	OUTLET
	KEYPAD + OCCUPANCY SENSOR
	KEYPAD SWITCH
	BLUETOOTH MESH
	LOAD CONTROLLER

## BILL OF MATERIAL

QTY	PRODUCT#	DESCRIPTION
2	C-T20-17-DJ00	0-10V/PLUG LOAD CONTROLLER
1	K-C3-UDS	KEYPAD + OCCUPANCY SENSOR
	BY OTHERS:	
2	DOWNLIGHT	BLUETOOTH MESH LUMINAIRE