

SEQUENCE OF OPERATION:

LIGHT FIXTURES:

- All fixtures are dimmable;
- Luminaires can be static white, warm dim, tunable white, RGBW;
- All fixtures are independently controlled or can be grouped together;
- Max. and Min. Trim can be set via App;

OCCUPANCY CONTROL:

- Fixtures automatically go to set brightness when space is occupied;
- Fixtures automatically turn off or low level when space is vacant;
- Occupancy or Vacancy mode;
- Brightness level for Occupied and Vacant state, delays and transitions can be set via App;

DAYLIGHT CONTROL:

- Smooth and continuous dimming;
- Separate daylight zones (can be as many as number of fixtures)
- Delays, transitions and light harvesting sensitivity can be set via App;

PLUG LOAD CONTROL:

- Receptacle automatically turns ON/OFF with motion sensor and/or schedule

MANUAL CONTROL:

- ON/OFF, dim up and down, select scene (up to 16 scenes per fixture)











TIME SCHEDULE:

- Time, recurring day of the week schedules, yearly special day schedules can be set via App;

ADDITIONAL OPTIONS:

- Shade control;
- GPS Time-keeper for clock accuracy;
- Gateway for clock accuracy, remote assistance, energy and space utilization analytics, BMS integration, voice activated commands
- Emergency Lighting Control

LEGEND

	LINE VOLTAGE
	LOW VOLTAGE
	TO MAIN POWER
	BLUETOOTH MESH DOWNLIGHT
	BLUETOOTH MESH DECORATIVE LIGHT
	DUAL TECH OCCUPANCY SENSOR
	DAYLIGHT SENSOR
	SW TRANSFORMER
	BLUETOOTH MESH
	PLUG LOAD CONTROLLER

BILL OF MATERIAL

QTY	PRODUCT#	DESCRIPTION
1	S-0D-C24-D000	DUAL TECH OCCUPANCY SENSOR
1	S-DL-012-DTWH	DAYLIGHT SENSOR
1	A-T05-12-17-DJ00	TRANSFORMER AC/DC 5W
1	C-T20-17-DJ00	PLUG LOAD CONTROLLER
	BY OTHERS:	
10	DOWNLIGHT	BLUETOOTH MESH LUMINAIRE
1	DECORATIVE LIGHT	BLUETOOTH MESH LUMINAIRE