

Designer Keypad Interface



- K-ZC-WDW - Dual Action Knobs
- K-CC-WDW - 8 Push Buttons
- K-C3-WDW - 4 3-Position Momentary Toggles

Certifications



Description

The Designer Keypad Interface is a wireless device that can be configured by the BubblyNet App. It allows to connect up to 4 analog (0-10V) inputs and 4 close contacts inputs thus converting third party keypads, dimmers and switches into smart wireless user interfaces.

Features

- Wireless, Bluetooth Mesh
- Input Voltage: 12-24 VDC
- Protection Grade: IP 20
- Reads up to 8 to Close Contacts or 4 Close Contact + 4 0-10V signals)
- Easy Reconfiguration with the use of the BubblyNet App
- Smooth Dimming, Recall Scenes and Animations.
- Dimensions: 1.73" x 2.24" x 0.75" (44mm x 57mm x 19mm)

Applications

The BubblyNet App configures toggle switches, momentary/push buttons and rotary dimmers on the 4 +4 inputs so as to toggle ON/OFF, Dim up and down, recall scenes and presets as well as control motorized shades. The KC allows to control all luminaires types supported by BubblyNet such as Forward and Reverse Phase, 0-10V, DALI and DMX.

Installation

The KC can be installed inside the j-box behind the third party keypad as well as remote. The device requires 12-24VDC. It can be powered by a BubblyNet controller with auxiliary output as well as a small transformer.

For installation on single-gang j-boxes with line voltage wire, do not use shallow boxes. For regular depth, avoid splices inside the box (just 1 line to the box). For other configurations, use multigang, 4x4 with switch ring.


Connectivity

Devices are repeaters for other devices and should be installed within a certain maximum distance from each other.

Typical maximum distance:

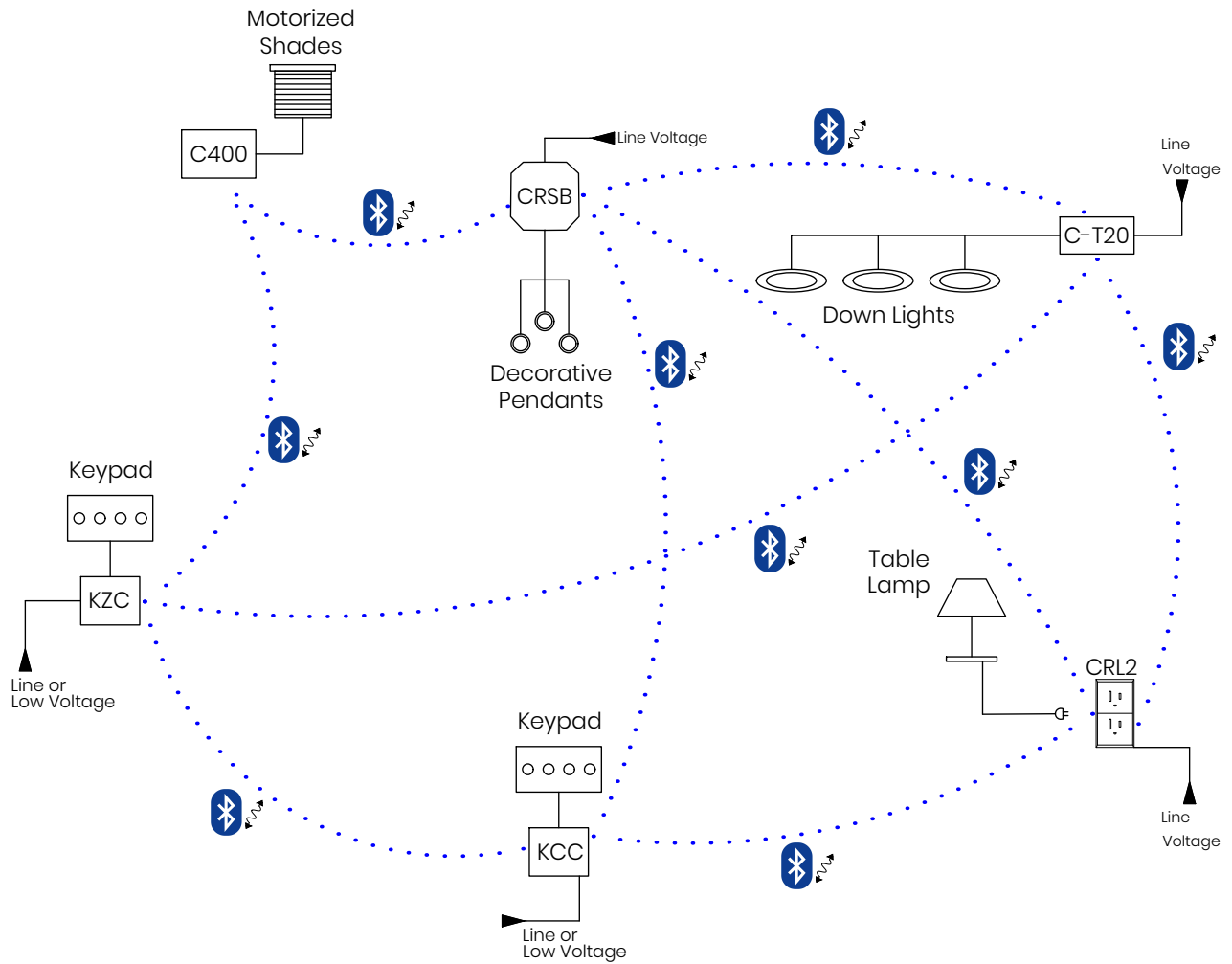
<u>Outdoor (line of sight):</u>	200ft
<u>Indoor (through building material):</u>	
Glass:	100ft
Drywall:	70ft
Cinderblock:	60ft
Brick:	50ft
Concrete + rebar	0ft

For design purposes a 60ft. maximum distance is appropriate for most installations.



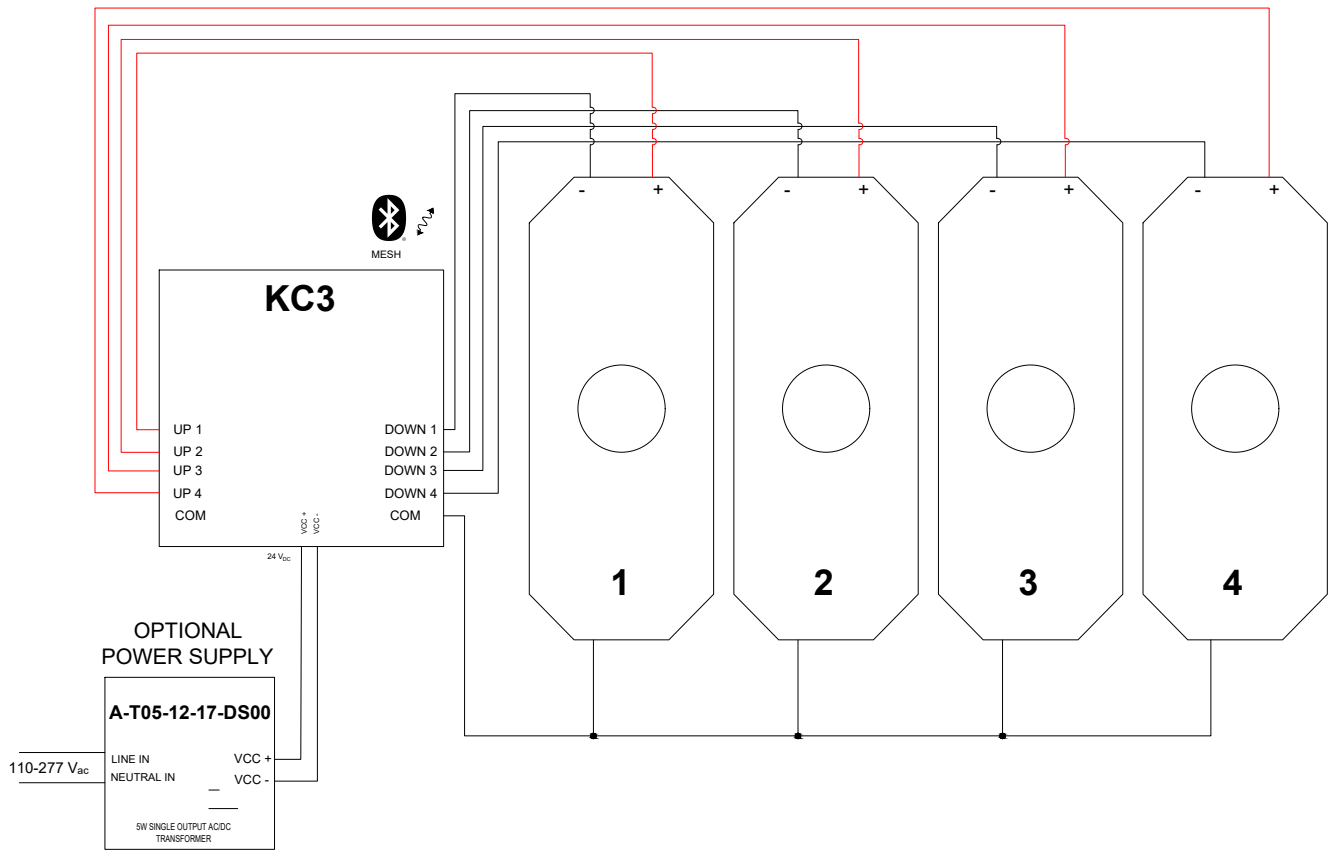
Examples of third party pushbuttons to be used in conjunction with the KC.

KZC TYPICAL MESH APPLICATION K-ZC-WDW



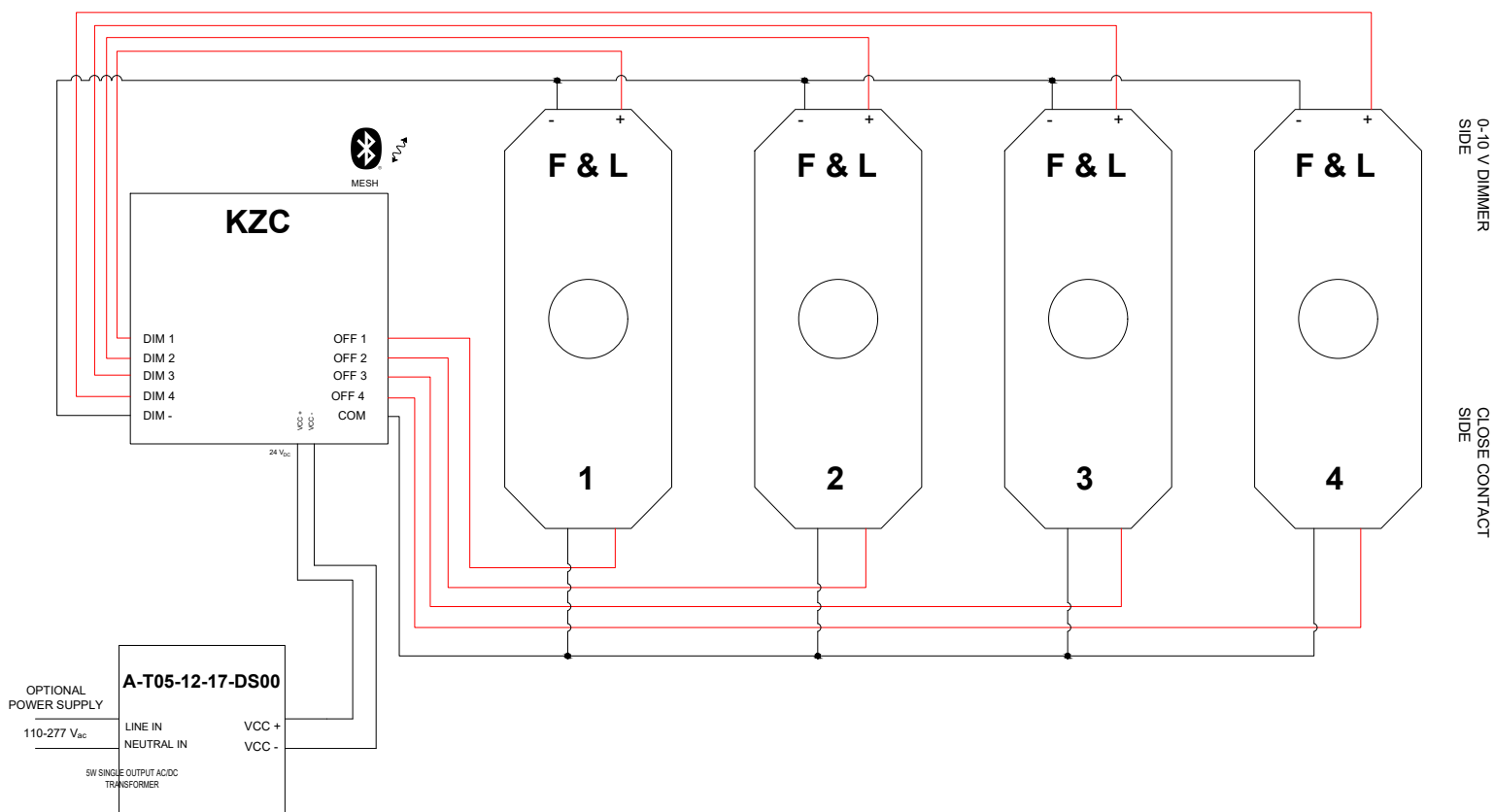
Note: Keypads can be configured 3-ways or as a Master switch with no additional wiring. Keypad can control one or multiple loads of any type and support ON/OFF, level adjustment, OPEN/CLOSE, scenes recall and scene adjustment.

Wiring Example: 3 Position Momentary Toggle (up to 4)



Courtesy of Forbes & Lomax

Wiring Example: Dual Function Knob (up to 4)



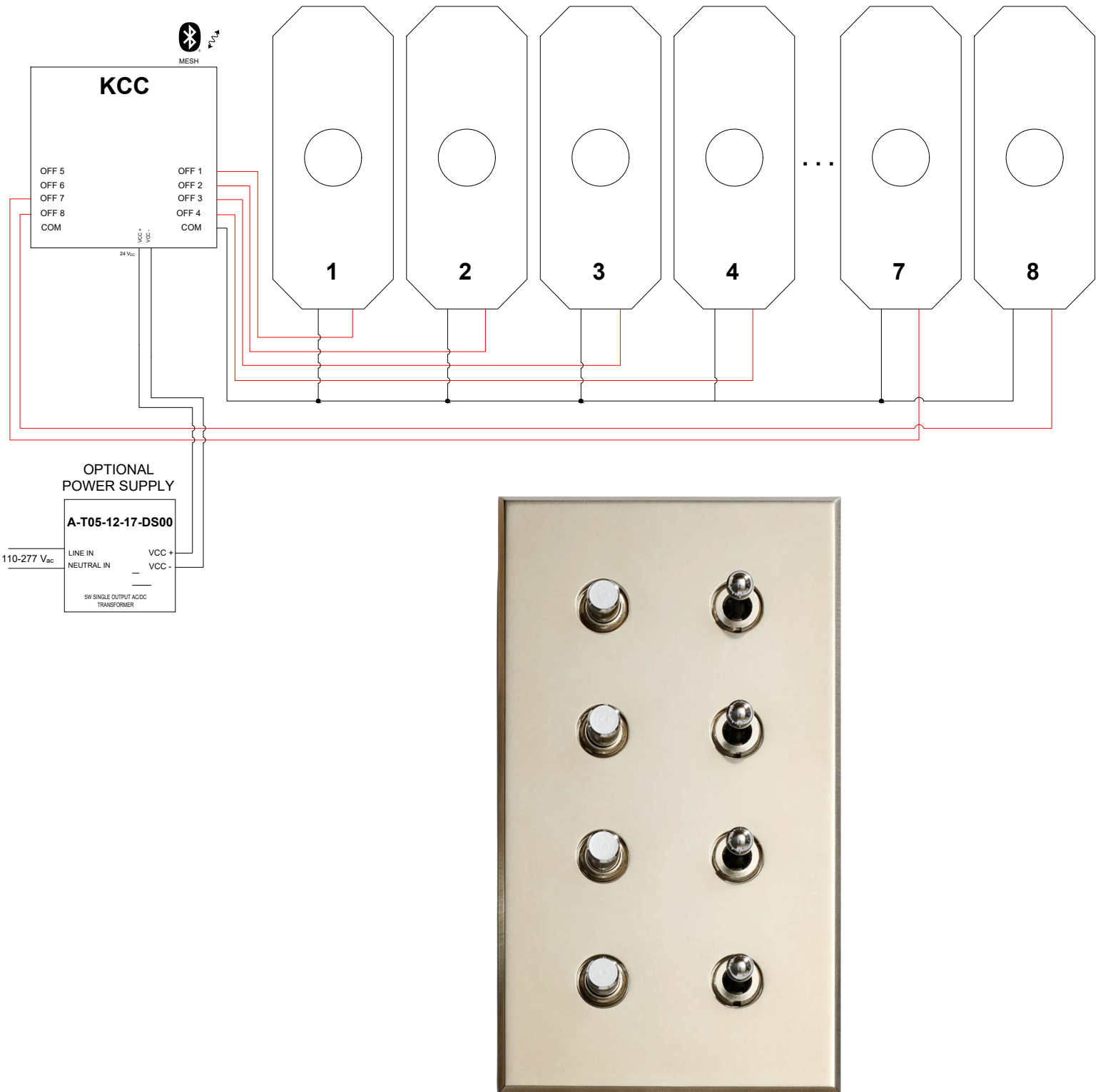
Dual Function Knob

Push to Click: On/Off
 Rotation: Dimming



Courtesy of Forbes & Lomax

Wiring Example: Push Button (up to 8)



Courtesy of Meljac